

# CD Duplicate Master

Jam Video Software Solution Inc.

<http://www.jamvideosoftware.com>

**Pages Order**

**Introduction**.....Pages 3

**How to buy**.....Pages 4

**How to use**.....Pages 5-12

**Company Information**.....Pages 13

**FAQs**.....Pages 14

## Introduction

CD Duplicate Master, a powerful CD duplicate utility, is designed to fit for CD duplicate fan's need. It can enables you to extract digital audio tracks from an audio CD into sound files on your hard disk; burn audio CD, data CD to blank CD disc, and data files to the ISO image file; copy all kinds of CD disc; and erase a rewritable CD-ROM content. It still can grab audio tracks from a CD and save them to your hard drive in various audio formats, like MP3, WMA, OGG and other, and create custom audio CD from MP3, WAV, OGG and WMA files.

CD Duplicate Master supports both audio CD and data CD. It is the best choice to backup CD disc!



## Features

Copy both audio CD and data CD with best quality.

Grab audio tracks from CD and save them to your hard drive in various digital audio formats, like RAW, OGG, MP3 and WAV music files.

Extract digital audio tracks from an audio CD into sound files on your hard disk.

Write files to CD-R media.

Erase the old data from CD-RW.

Name the files which you want to grab, using information received from the CDDB source.

Change and add the information obtained from the audio sources such as name of artist, album and tracks.

Visually judge the progress of the ripping process.

Easy-to-use and user-friendly interface.

## **Purchase CD Duplicate Master**

As soon as you make your order, our resellers will verify it. Your order will most likely be processed within 1 hour, but in some VERY rare cases it may take resellers more than 24 hours to process your payment.

The registration key will be automatically generated at our server and e-mailed to you immediately after we receive payment confirmation from our e-commerce reseller.

Please do not worry if you haven't received the registration information right away. Delays usually occur due to the high security settings of spam filters used by our clients. Our message may be rejected as a spam message by the mail service you use.

[Buy Now](#)

## **Why CD Duplicate Master**

### **Save Time**

- a. It is outstanding both in speed and audio quality
- b. The easy-to-use interface helps you catch on to the system quickly.

### **Save money**

- a. It is your one-way ticket to CD grabbing, burning, copying and erasing.
- b. 30-day money-back guarantee if you are not satisfied with it!

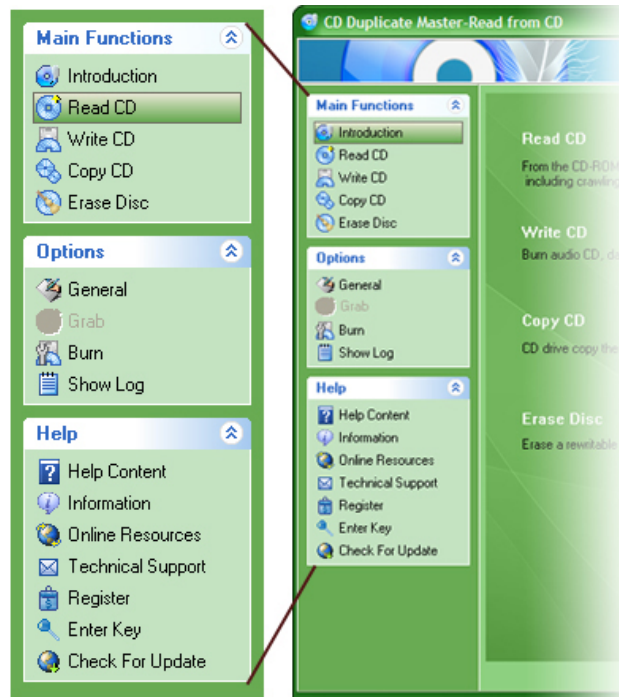
### **Do more with your audio files**

It meets all your needs for audio tools. It integrates CD burner, CD grabber, CD copier and CD eraser.

### **Easy-to-use**

With step-by-step manual, enjoyable interface and one-click process, you will greatly enjoy your audio experience with CD Duplicate Master.

Overview



**A. Main Functions**

1. Introduction: General introduction of the CD Duplicate Master.
2. Read CD: Read audio tracks from audio CD or data CD and save them to your hard drive in various audio formats.
3. Write CD: Burn audio CD, data CD from MP3, MP2, AVI, WMA, and WAV files.
4. Copy CD: Copy all kinds of CD disc.
5. Erase CD: Erase the unneeded data from CD-RW.

**B. Options**

1. General: Common settings about CD Duplicate Master. Such as the out path, start application when windows start, enable log...
2. Grab: Setting parameters while reading audio tracks from audio CD or data CD.
3. Burn: Setting parameters while burning audio CD and data CD.
4. Show Log: Display the history operation.

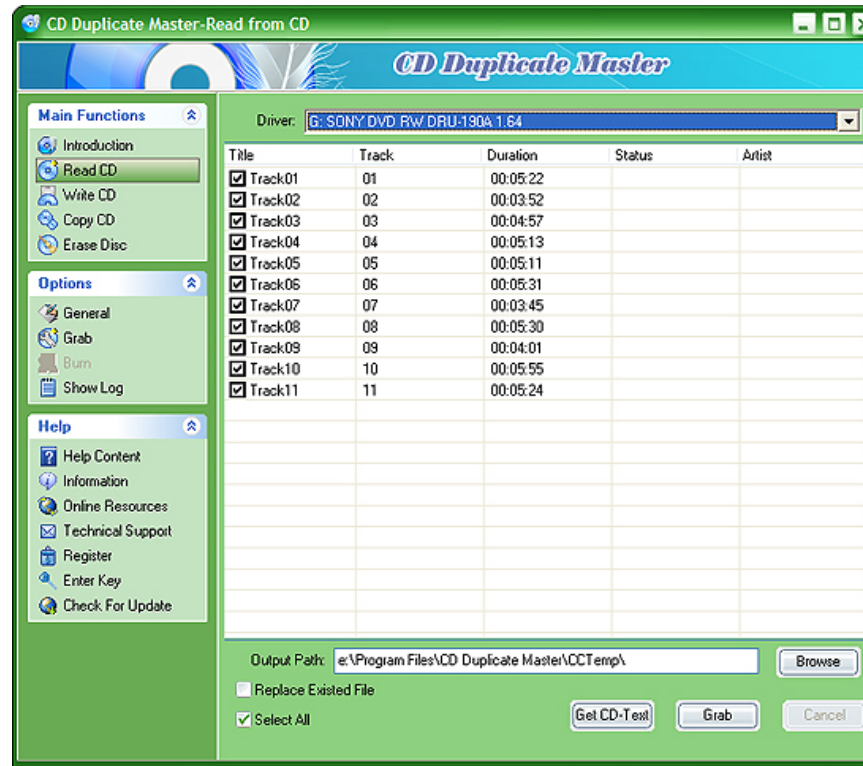
**C. Help**

1. Help Content: Lead to the help file of CD Duplicate Master.
2. Information: General information of the product, such as the version, the company...
3. Online Resources: More detailed information about the product in website.
4. Technical Support: Any problems can be sending to us by the supporting email.
5. Register: Buy full version of CD Duplicate Master.
6. Enter Key: Unlock the full version by the received key code.
7. Check For Update: Any update of this application can be found here. ( Only full version can support this function.)

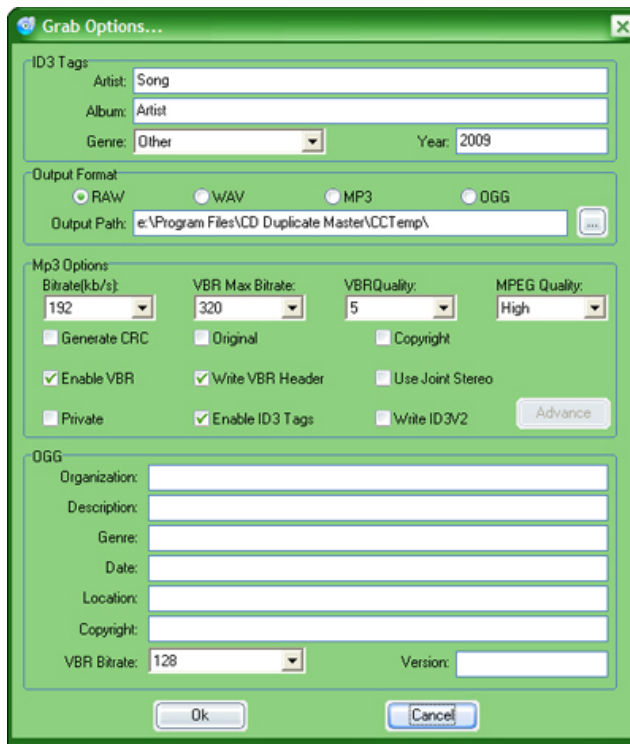
## Read CD

CD Duplicate Master enables you to extract digital audio tracks from an audio CD into sound files on your hard disk. You can save CD audio tracks to CD-quality WAV files or encode them to OGG, RAW or MP3 compressed audio format. CD Duplicate Master still can help you to copy data CD to hard drive directly.

## Read audio CD

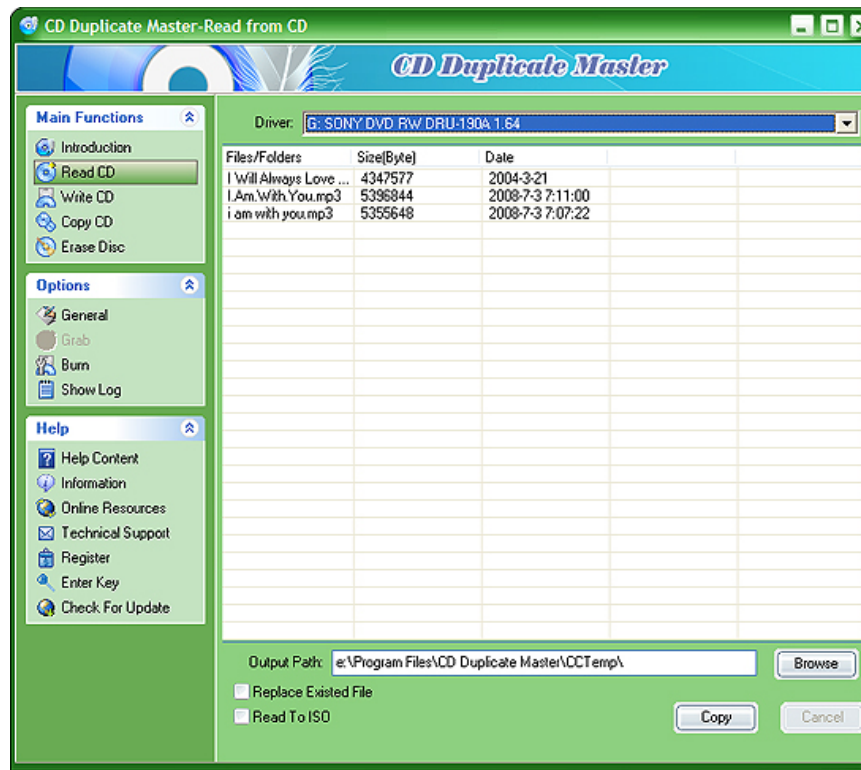


1. Start the program.
2. Load an audio CD to the CD drive on your computer.
3. Click the "Read CD" button. CD Duplicate Master will automatically load audio tracks from your CD.
4. Tick the track(s) you want to grab. To select all tracks, you just need to tick "Select All" item.
5. Click "Browse" button to set output directory. The default directory is the place you installed CD Duplicate Master.
6. Click "Grab" button at the "Options", to set output format and other settings in the pop-up window.



7. Click "OK" button to save those settings.
8. Click "Get CD-Text" to rename the track and edit the artist's name in
9. Start extracting all checked tracks by clicking "Grab" button.

#### Read data CD

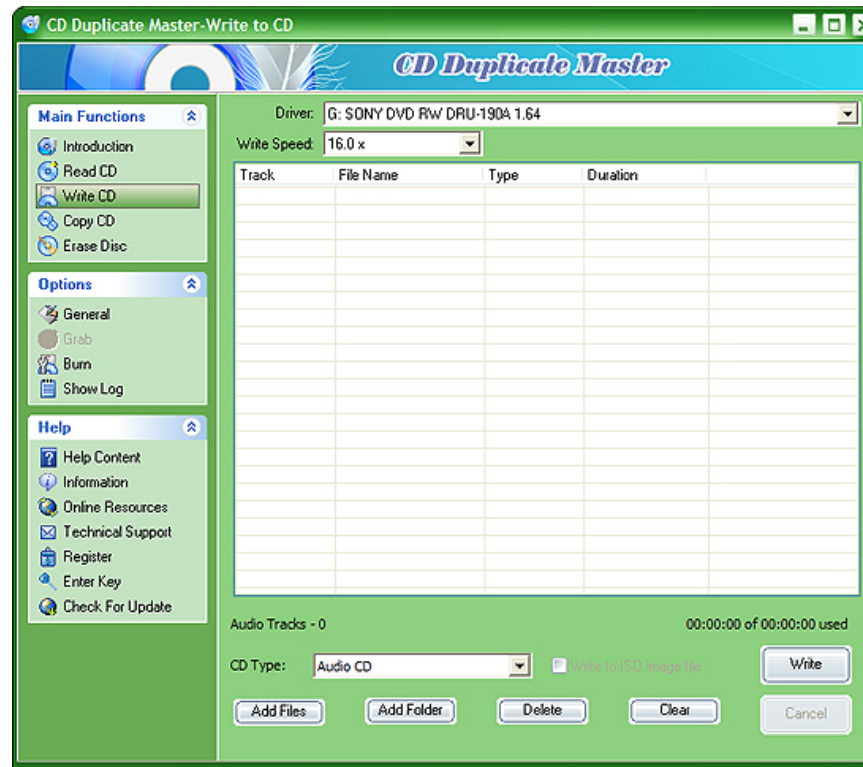


1. Start the program.
2. Put a data CD into the CD drive, and click the "Read CD" button on "Main Functions". CD Duplicate Master will automatically load files from CD.
3. Click "Browse" button to set output directory. The default directory is the place you installed CD Duplicate Master.
4. Click "Copy" button to copy data CD.

## Write CD

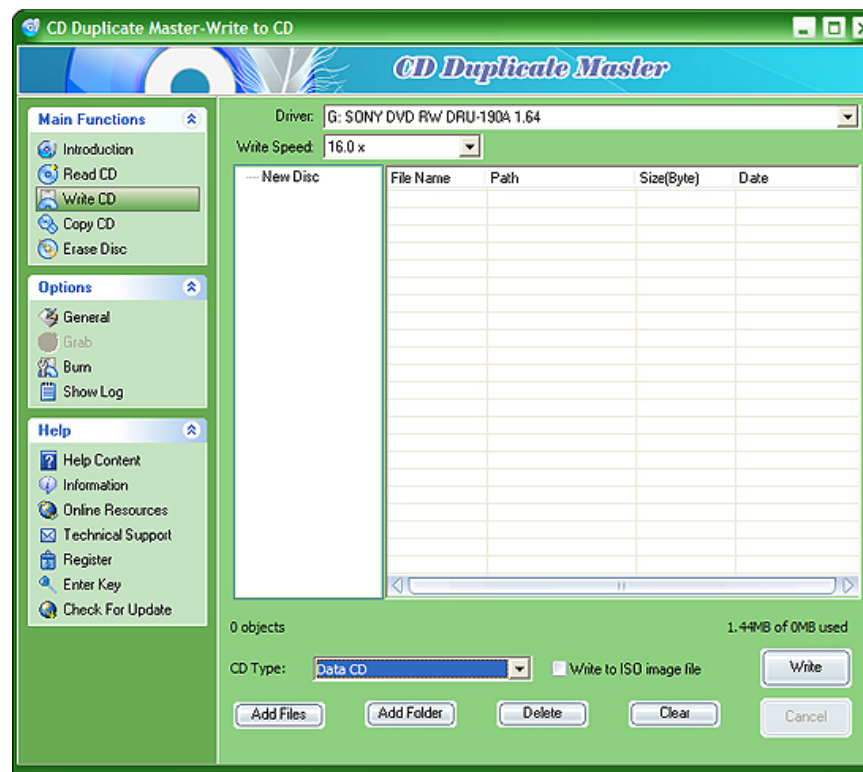
CD Duplicate Master enables you to burn audio CD and data CD. With the "Write CD" button you can write files to CD-R media.

## Write audio CD



1. Start the program.
2. Insert an empty audio CD into CD drive and click button "Write CD" on "Main Functions".
3. Select CD type as "Audio CD", and then click the "Burn" button to set desired options.
4. Click "Add Files" or "Add Folder" to add songs you want to write to CD.
5. Click "Write" button to start writing CD, a process bar will indicate the remaining time of writing CD.

## Write data CD



1. Start the program.
2. Insert an empty audio CD into CD drive and click button "Write CD" on "Main Functions".
3. Select CD type as "Audio CD", and then click the "Burn" button to set desired options.
4. Right click at "New Disc" area to add directory.
5. Click "Add Files" or "Add Folder" to add files you want to write to CD.
6. Click "Write" button to start writing CD, a process bar will indicate the remaining time of writing CD.

**Tips:**

What does "Disc at once" do: Enable this box to perform DAO mode when burning; uncheck the box to perform TAO mode when burning.

awTAO: Disc is written in Track-at-Once mode and disc is closed.

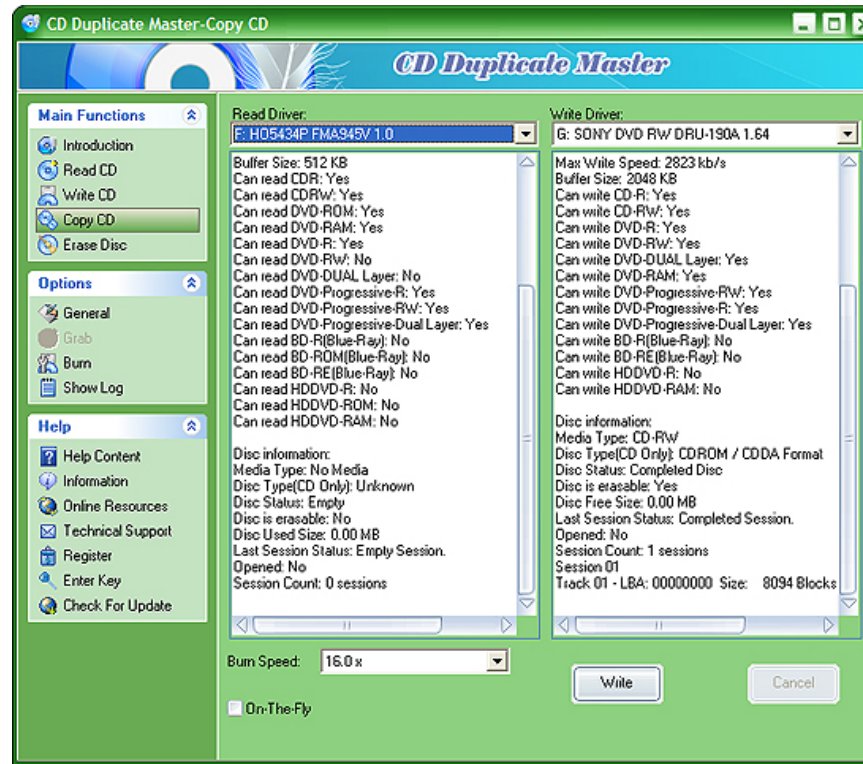
awDAO: Disc is written in any valid Disc-at-Once mode and disc is finalized (closed).

What is ISO image file: ISO image file is actually images of complete CD compiles as one whole image, just like Ghost does for hard disks and partitions.

ISO image can be loaded into several different CD recording software packages to create CD.

## Copy CD

CD Duplicate Master can copy all CD disks to blank CD including MP3 music, audio CD, office documents, games, photos, and any other discs you might have. It makes true copies without any quality loss and supports all known drives and all kinds of CD media. Simply insert the disk you want to copy and then CD Duplicate Master will copy it automatically.



1. Start the program.
2. Insert the CD you want to copy into CD drive, and insert a blank CD into CD writer.
3. Select the desired read driver, burn speed and write driver.
4. Click the button "Burn" to set desired operation.
5. Click "Write" button to copy CD!

### Tips:

What does "Disc at once" do: Enable this box to perform DAO mode when burning; uncheck the box to perform TAO mode when burning.

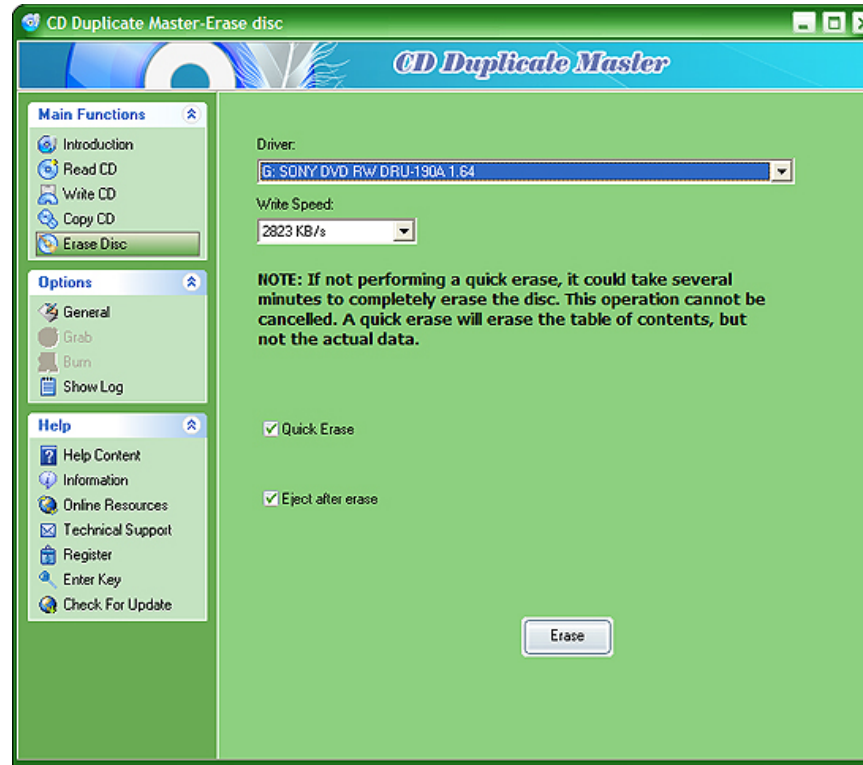
awTAO: Disc is written in Track-at-Once mode and disc is closed.

awDAO: Disc is written in any valid Disc-at-Once mode and disc is finalized (closed).

What does "On-The-Fly" do: Enable this box to copy directly from disk to disk.

## Erase Disc

CD Duplicate Master can help you erase the old data from CD-RW.



1. Start the program.
2. Insert the unneeded CD you want to erase.
3. Select driver and erase speed.
4. Click "Erase" button to erase CD!

## About Jam Video Software Solution Inc.

**Jam Video Software Solution Inc.** is a software company founded in 2007. We create Windows based applications. Our goal is to offer our customers with high quality, intuitive and powerful video and audio software. We still offer the best services to ensure our customer's problems should be answered within 24 hours. We always try our best to offering you the best software products and let you remain on the cutting edge of high technological advances.  
We always try our best to offering you the best software products and let you remain on the cutting edge of high technological advances.

## Contact Us

Address:  
Jam Video Software Solution Inc.  
4745 Bowman Ave  
Barrington NH 03866

We love to hear from our customers. You can ask questions, report problems and give us your comments and suggestions.

Customer support : [support@jamvideosoftware.com](mailto:support@jamvideosoftware.com)

Worldwide sales: [sales@jamvideosoftware.com](mailto:sales@jamvideosoftware.com)



<http://www.jamvideosoftware.com>

## Frequently Asked Questions

**Q:** I can't find my registration code or my registration code doesn't work.

**A:** For any reason your registration code becomes invalid or lost just send an e-mail at [support@jamvideosoftware.com](mailto:support@jamvideosoftware.com) together with the details of your previous registration.

**Q:** What are ID3 Tags?

**A:** ID3 tags are information about an MP3 file, such as the artist, album, title, year, track, genre, comments, lyrics and even custom comments. ID3 tags are optional information that can be added when the audio file is created (encoded). The following Tag fields are available for you to track important music information. Each music file can contain info in every available field.

**Artist** - The name of the Artist who performed the song.

**Album** - The name of the CD (not always the name of the artist).

**Genre** - The style of music this song is i.e...rock, rap, classical etc.

**Year**- The music's publish time..

**Q:** I can't rip any tracks at all. Help!

**A:** Try to change the jitter correction in the Settings. If that doesn't work, in the Settings dialog, try using the "Auto detect" read method. If it still doesn't work, try the others individually. If none of this helps, send an email to [support@jamvideosoftware.com](mailto:support@jamvideosoftware.com) with the make and model of your CD rom, operating system (Win2000/2003/XP/Vista), whether it's a SCSI, ATAPI, CD-R, etc. and a description of the problem. It's also possible that your drive simply doesn't support digital audio extraction -- while most SCSI drives support digital audio extraction, not all IDE drives do.

**Q:** I can rip, but it seems to rip very slowly.

**A:** Try checking the "On Error" jitter correction in the "CD Options" page. This mode is faster than the "Always" setting, and should produce results comparable to "Always".

**Q:** How can I tell if my CD supports digital audio extraction?

**A:** If CD Duplicate Master doesn't seem to work with your CD, try a different program -- you can find many shareware and freeware programs at <http://www.jamvideosoftware.com>.

**Q:** How about the system requirements?

**A:** Your computer system must meet the following specifications:

1. Microsoft Windows 2000/2003/XP/Vista (all of the last updates installed are recommended)
2. Intel or AMD or compatible processors at 1000 MHz minimum
3. RAM 128 megabytes (MB)
4. Minimum 50 MB of free hard disk space (When you create an MP3 CD with folders and subfolders, it is required to create a disc image on your hard drive first. For this purpose you need to have approximately 700MB of free space on your hard drive for proper program performance.)
5. Administrative permissions are required
6. Sound card
7. CD Burner ROM for writing empty CD
8. CD-R/RW

**Q:** Is Technical Support provided?

**A:** Yes! FREE technical support is provided for all registered users of our products. If you have any queries, suggestions or feedback, please feel free to contact our technical team via [support@jamvideosoftware.com](mailto:support@jamvideosoftware.com)

**Q:** How to report bugs?

**A:** Please email any bugs or suggestions to [support@jamvideosoftware.com](mailto:support@jamvideosoftware.com). Generally, you will get our support within 24 hours.

**Q:** Is the online order secure?

**A:** Yes, we use the online ordering services provided by PayPal and ShareIt, they are 100% safe.

**Q:** What is Disc-At-Once?

**A:** DAO is a method of writing CD in which one or more tracks are written in a single operation, and the CD is closed, without ever turning off the writing laser. CD Duplicate Master writes Audio CD in DAO mode. Audio CD burner automatically supports DAO mode.