

# Power DVD Rip Studio Free Version

Jam Video Software Solution Inc.

<http://www.jamvideosoftware.com>

**Pages Order**

**Introduction**.....Pages 3

**Features**.....Pages 4

**How to Purchase**.....Pages 5

**How to Use**.....Pages 6-9

**Shortcuts**.....Pages 10

**Glossary** .....Pages 11

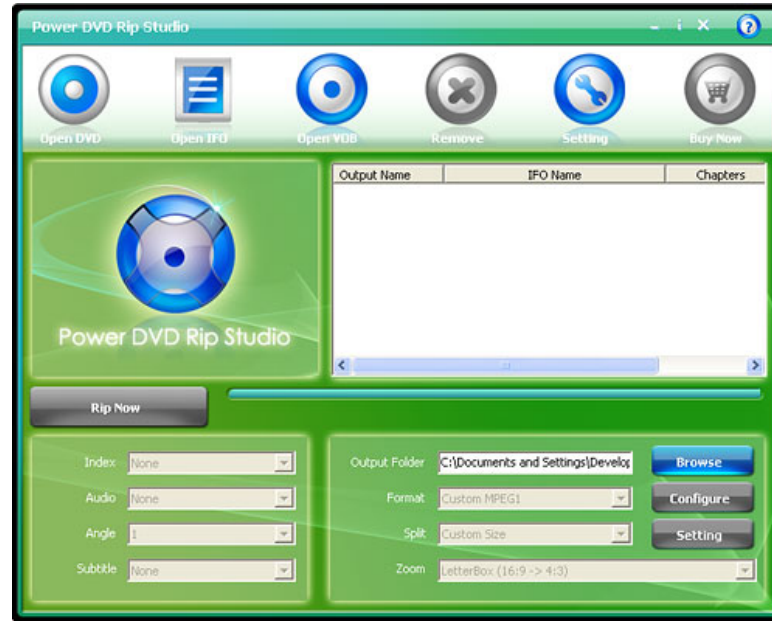
**FAQs**.....Pages 12

**About Jam Video Software Solution Inc.** .....Pages 13

## Introduction

**Power DVD Rip Studio** is a powerful DVD copying and ripping software which can rip DVD to AVI, DVD to MPEG, DVD to WMV, DVD to WAV, DVD to MP3, DVD to SVCD formats... You can easily backup DVD movies to your iPod, PSP, iPhone, Zune and your mobile phone.

Power DVD Rip Studio supports you the batch conversion, select the files you want to rip, Power DVD Rip Studio will automatically rip them one by one.



### The Features of Power DVD Rip Studio

- Rip DVD to MPEG-4 DivX / Xvid AVI format.
  - Rip DVD to MPEG (MPEG1/MPEG2).
  - Rip DVD to MP4 (iPod and PSP formats).
  - Convert DVD to VCD or SVCD.
  - Set the output audio channel, audio bit rate and audio frequency.
  - User-friendly interface that is easy to use.
  - Support batch conversion.
  - More....
- 

Copyright ©2008 Jam Video Software Solution Inc. All Rights Reserved

### Purchase

As soon as you make your order, our resellers will verify it. Your order will most likely be processed within 1 hour, but in some VERY rare cases it may take resellers more than 24 hours to process your payment.

The registration key will be automatically generated at our server and e-mailed to you immediately after we receive payment confirmation from our e-commerce reseller.

Please do not worry if you haven't received the registration information right away. Delays usually occur due to the high security settings of spam filters used by our clients. Our message may be rejected as a spam message by the mail service you use.

A blue, rounded rectangular button with a gradient and a slight shadow, containing the text "Upgrade Now" in white.

### Free Version Limitations

→ It allows users to enjoy full functions of Power DVD Rip Studio for maximum **15** days.

### Reasons to buy Full Version

→ Full functions of Power DVD Rip Studio. (unlimited DVD ripping)

→ Free online update.

→ Free email support.

We are pleased to offer our care to meet your needs. Any customer question will be replied within 1 business day!

## How to rip DVD

Power DVD Rip Studio allows you to rip DVDs to different formats. With Power DVD Rip Studio, you can watch your favorite movies on your computer, laptop, iPod, PSP and other devices.


Learn how to rip DVDs here!

### → Step 1: Open DVD



Click the  button to select a DVD file you wish to convert.



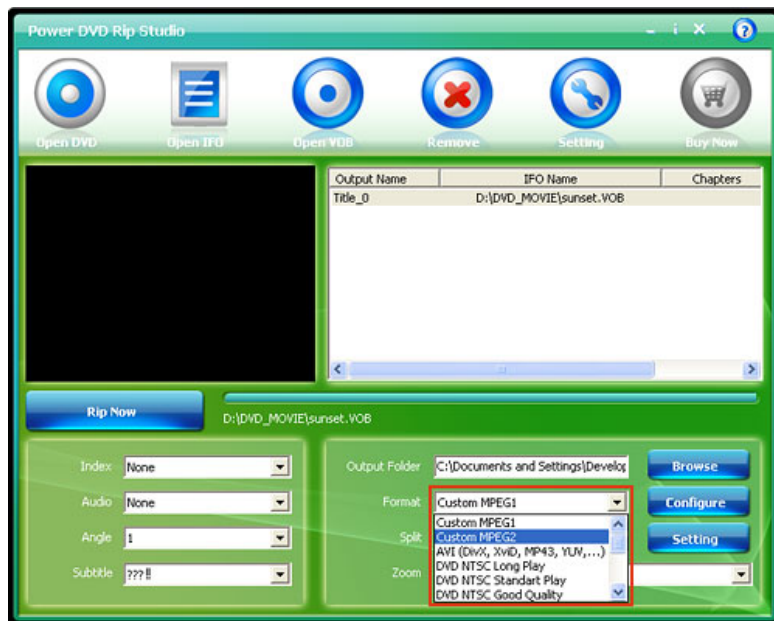
Click the  button to select an IFO file.



Click the  button to select a VOB file you wish to convert.


### → Step 2: Select output format

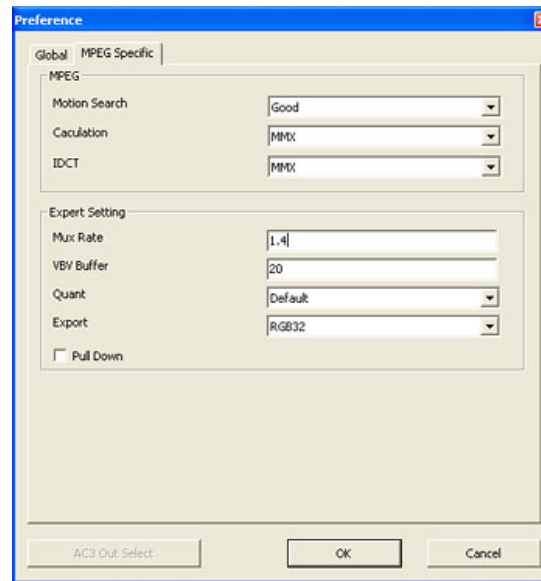
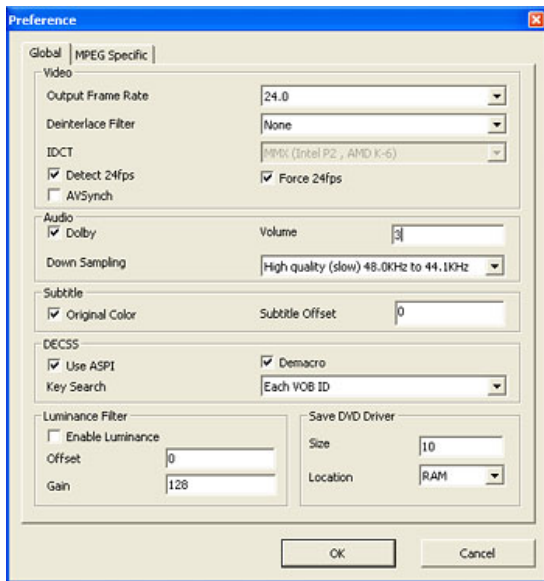
You can select your desired output format in the "Format" box.



### → Step 3: Set parameters for the output file




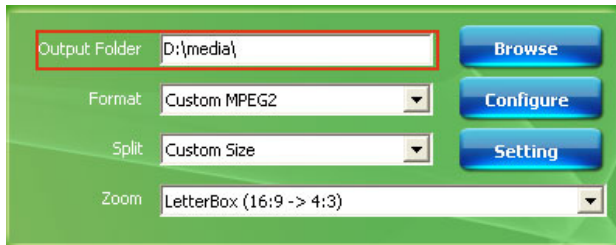
Click the  button to set the profiles for the output files.



→ Step 4: Select output file directory



Click the  button to select a location for the output file to be saved in.



→ Step 5: Ripping

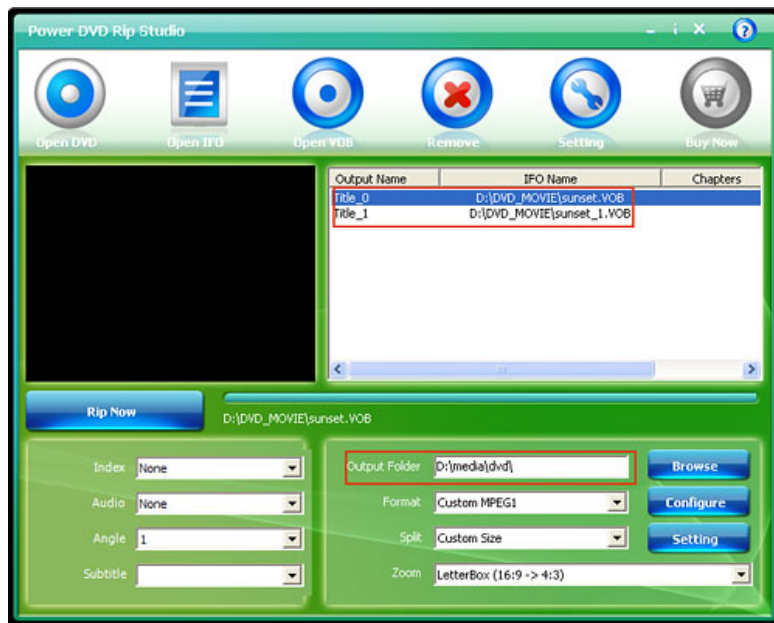


Click  button to start ripping.

## How to rip batch files

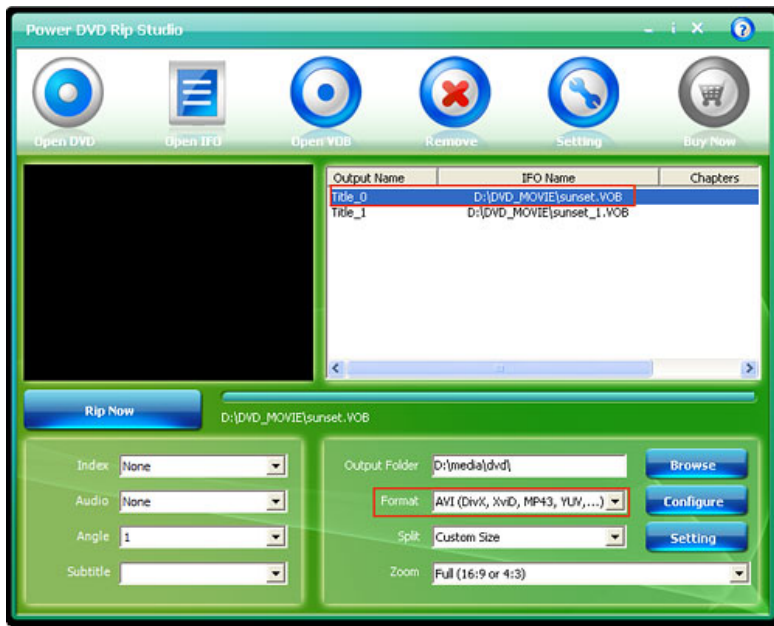
Power DVD Rip Studio supports batch files processing. Select the files you want to rip, Power DVD Rip Studio will automatically rip them one by one.

→ Step 1: Select the input files and output directory.

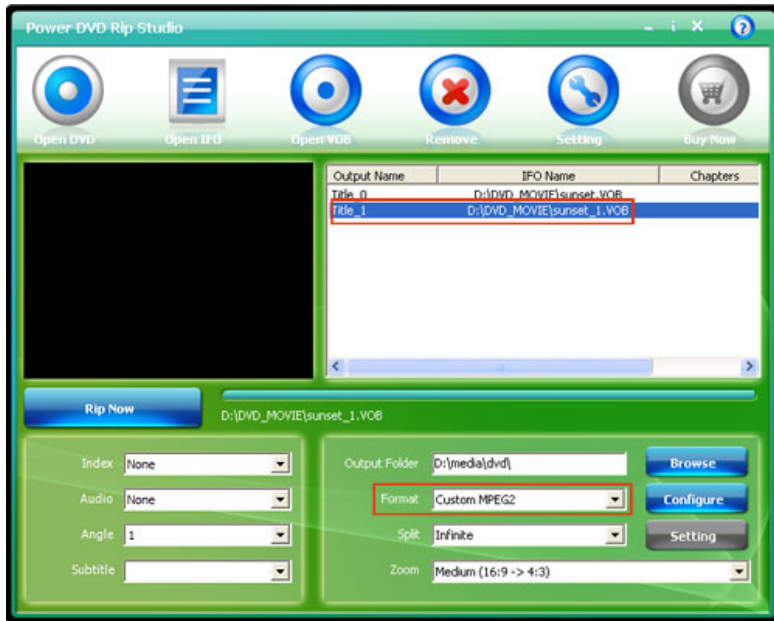


→ Step 2: Select output format

Select an input file and an output format from the drop down list. Then click "Configure" button to set the corresponding profile and properties of selected files.




Select the second input file and output format from the drop down list. Set the corresponding profile and properties of selected files.



### → Step 3: Ripping



Click  to start ripping. Power DVD Rip Studio will automatically rip them one by one.

## Shortcuts

| Key         | Function             |
|-------------|----------------------|
| Ctrl + D    | Open DVD disc        |
| Ctrl + C    | Check                |
| Ctrl + V    | Open VOB file        |
| Ctrl + I    | Open IFO file        |
| Shift + U   | Uncheck all          |
| Shift + C   | Check all            |
| Shift + Del | Remove all           |
| Del         | Remove               |
| F1          | Help                 |
| F2          | Open Settings window |

## Glossary

### AVI

AVI is acronym of "Audio Video Interleave", the original Microsoft file format for Microsoft's Video for Windows standard. It is an audio video standard designed by Microsoft and is apparently proprietary and Microsoft Windows specific. It is a format developed for storing video and audio information. Files in this format have an .AVI extension. However, Video for Windows does not require any special hardware, making it the lowest common denominator for multimedia applications.

Video Compact Disc (VCD) is a special version of a CD-ROM that uses the MPEG-1 format. The quality of the exported movie is almost the same, but usually better than VHS tape-based movies. A VCD can be played back on a CD-ROM drive, VCD player, and even on a DVD player.

### Bit rate

Bit rate very often used when speaking of video or audio quality and file size -- defines how much physical space one second of audio or video takes in bits (note: not in bytes). The higher the bit rate, the more times per second the original sound is sampled, thus yielding a more faithful reproduction and better sound. When choosing an MP3, weigh the advantage of a higher bit rate against the size of the file. Generally speaking, a bit rate of 128 kbps or higher will provide satisfactory sound quality.

### ASF

Advanced Streaming Format (formerly Active Streaming Format). A Microsoft file and data stream format for multimedia data including audio, video, still images, and other data types. Also referred to as Windows Media format.

### codec

An abbreviation for compressor/decompressor. Software or hardware used to compress and decompress digital media.

### WMV

Windows Media Video (WMV) is a generic name for the set of proprietary streaming video technologies developed by Microsoft. It is part of the Windows Media framework.

### frame rate

The number of video frames displayed per second. Higher frame rates generally produce smoother movement in the picture.

### MPEG

Gives excellent compression with little loss in quality of the video. MPEG support three types of data - video, audio and streaming. There are a number of standards: among them there are two flavors of MPEG available today.

### Sample Rate

The speed at which audio samples are recorded and played back. This is analogous to video and film frame rates. Higher sample rates give higher audio quality at the expense of larger audio file size. Lower sample rates save disk space but result in poorer audio quality. Typically, 8 kHz is fine for human voice recording. Audio CDs are recorded at 44.1 kHz, and audio DATs are recorded at 32, 44.1, or 48 kHz.

### MOV

MOV is a file extension found on the World Wide Web that denotes a movie or video file in QuickTime format. To play the movie after you download the file, your computer must support the QuickTime format.

### QuickTime

QuickTime is a file extension designed for compressed videos or movies (like animations).

## FAQs

**Q: What is the System Requirement of Power DVD Rip Studio?**

**A:** Windows 2000/2003/XP or windows Vista  
RAM: 512 MB or higher  
Sound: Windows compatible sound card  
Internet connection to register

**Q: What can I do with Power DVD Rip Studio?**

**A:** **Power DVD Rip Studio** is an powerful DVD copying and ripping software which can rips DVD to AVI , VCD , SVCD , Divx, Xvid and other format files.

**Q: My computer DVD player handles my newly converted DVD files, but my home DVD player won't take them.**

**A:** We strongly recommend burning DVDs with Nero after the conversion. According to our tests, Nero performs the top level in burning, and is available over <http://www.nero.com>.

**Q: What are audio and video codecs?**

**A:** A video or audio codec (compression/decompression) is a software component allowing encoded data to be stored on media (CD, DVD, etc...) and to be decoded to be visualized or heard. There are also so-called "hard" codecs, usually embedded into camcorders, digital video players, or professional and semi-professional video cards for video editing and composing.

**Q: Is Technical Support provided?**

**A:** Yes! FREE technical support is provided for all registered users of our products. If you have any queries, suggestions or feedback, please feel free to contact our technical team via [support@jamvideosoftware.com](mailto:support@jamvideosoftware.com)

**Q: I have registered the software, but lost my registration details - what can I do now?**

**A:** It is very important that you save your Original Receipt (at least your Order ID) or Registration Email. If it is lost, we will need the email address you used while registering, as we will send the registration details only to the Registration email address.

**Q: How to report bugs?**

**A:** Please email any bugs or suggestions to [support@jamvideosoftware.com](mailto:support@jamvideosoftware.com). Generally, you will get our support within 24 hours.

**Q: Is online ordering secure?**

**A:** Yes, it is 100% secure. We promise the most secure purchases, as we have for years. Jam Video Software Corp does e-business via 2 reliable third parties - [Share It](#) and [RegNow](#). You can choose one you trust or with which you have had a good experience. We strongly recommend ShareIt.

**Q: More....**

**A:** If you have a question that was not addressed by this document, please contact our support team via [support@jamvideosoftware.com](mailto:support@jamvideosoftware.com).

### About Jam Video Software Solution Inc.

**Jam Video Software Solution Inc.** is a software company founded in 2007. We create Windows based applications. Our goal is to offer our customers with high quality, intuitive and powerful Video and Audio software. We still offer the best services to ensure our customer's problems should be answered within 24 hours. We always try our best to offering you the best software products and let you remain on the cutting edge of high technological advances.

### Contact Us

Address:  
Jam Video Software Solution Inc.  
4745 Bowman Ave  
Barrington NH 03866

We love to hear from our customers. You can ask questions, report problems and give us your comments and suggestions.

Customer support : [support@jamvideosoftware.com](mailto:support@jamvideosoftware.com)

Worldwide sales: [sales@jamvideosoftware.com](mailto:sales@jamvideosoftware.com)



<http://www.jamvideosoftware.com>